

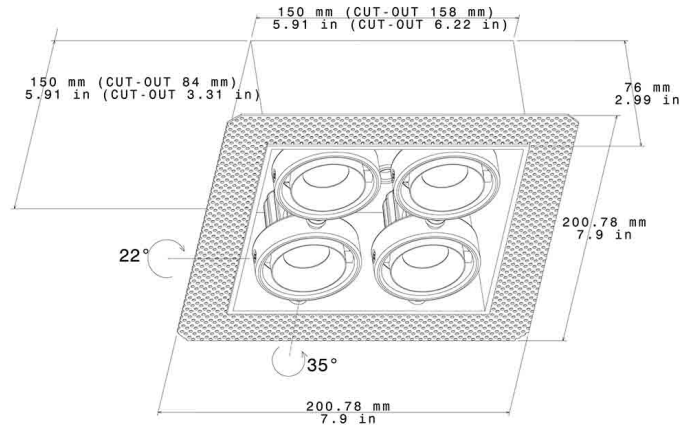


DIVA 2 TQ

4 Light Sources

2" | 617 lm / per light source
Square | Adjustable 20° | Downlight

| | | | | | |
|---------------------------|--------|--------------------------|--------|--------------------------|--|
| Performance Options | | 12W (3W x 4 lights) | | 28W (7W x 4 lights) | |
| Source Lumens | | 1616 lm | | 2740 lm | |
| Delivered Lumens Per Head | | 1480 lm (370 x 4 lights) | | 2468 lm (617 x 4 lights) | |
| Lumens / Watt | | 124 lm | | 98 lm | |
| Current | | 1400 mA | | 2800 mA | |
| CRI/CCT Multiplier | 2700°K | 3000°K | 3500°K | 4000°K | |
| 80 CRI | 0.93 | 1.00 | 1.00 | 1.07 | |
| 95 CRI | 0.69 | 0.75 | 0.81 | 0.87 | |



| D1 | D12TQ | — | — | — | — | — | — | — | — | — |
|--------|-----------------|----------------------------------|---|--------------|--|-------------------------------------|---|--|--|----------------|
| Source | Model | Wattage | Kelvin | CRI | Beam | Lens | Color | Driver | Installation | I.P. Rating |
| D1 | D12TQ:Diva 2 TQ | 12:12W (3W x4) 28:28W (7W x4) | 27:2700k 30:3000k 35:3500k 40:4000k AM:Amber WD:Warm Dim 1800K to 3000K(Not possible with 12W) TD:Tunable White 2700K to 6500K (Daylight) TH:Tunable White 1800K to 4000K (Hospitality) RW:RGBW (Driver must be remote) | A:80 B:95 | 6:60° 3:36° 2:24° 1:10°(WD, TH, TD, and RGBW not possible with 10°) | F:Frosted P:Prismatic C:Clear | WS:Matte White BK:Matte Black CC:Custom Color | 0:No Driver Z:0-10V Dimmable to 1% E:ELV Dimmable N:Non-Dimmable L:Lutron™ (Lutron EcoSystem) D:DALI X:DMX B:Bluetooth V:Constant Voltage Dimmable (Price does not include power supply) | 00:No Housings (Option when product is installed in Low Voltage - Class 2) R0:Retro-Fit Enclosure RL:Retro-Fit for Lutron™ | D:Dry IP 20 |

Optional Emergency Backup Battery can be found on Products/[Accessories](#)

Generated on **04-28-2024**

Specifications

This specification Grade LED downlight offers a wide selection of LED modules options to address design requirements in the spaces it illuminates. Many additional custom options are available; please contact manufacturer for details.

LED source

Tool-free field-replaced LED module. Propriety high performance aluminum die cast heatsink for maximum LED life.

Source

Computer-optimized reflector design. High reflected finish aluminum. Tool-free field-interchangeable reflectors and lens. 0-20°(O version), 0-40°(J version) vertical and 360° horizontal adjustment.

Body

Die-cast aluminum frame and body.

Trim

Die-cast aluminum CNC machine finished Minimal thickness. White can be field painted to match adjacent finishes.

Fixture retention

Two torsion springs hold the fixture tight to the ceiling accommodating ceiling thickness from 1/16" to 1". Special springs for thicker ceiling available on request.

Life

Rated for 50,000 hours at 70% lumen maintenance.

Label

ETL listed for US Canada. CE labeled. CCC label available on request.

Warranty

5 years limited warranty.

Wet location

(if option is available and selected on page 1) Sealed lens and integral silicon gasket behind the trim.

Dimming compatibility

Zaniboni fixture are compatible with all major dimming protocol in the industry. Please refer to zanibonilighting.com for general compatibility and wiring diagrams. Zaniboni recommends testing your unique dimming configuration as the exact full configuration (Dimmer, drivers, fixture quantities, voltage) may affect dimming performance.



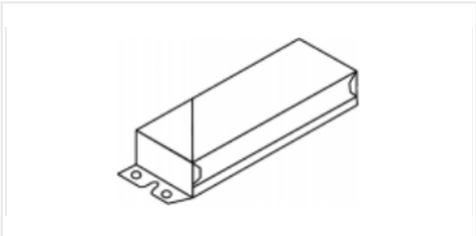
N: Non-Dimmable

110-277V, 50/60Hz.
Economic solution for ON-OFF applications not requiring dimming.



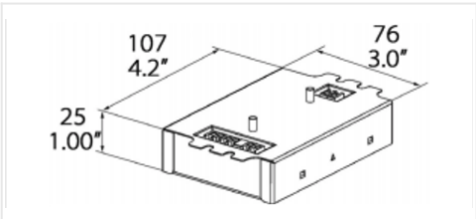
E: ELV Dimmable

110-277V, 50/60Hz.
For ELV(Electronic Low Voltage) dimmers. Best for new construction application. Dims down to less than 10% light output(most cases). Consult dimming manufacturer for installation instructions. Must meet dimmer Minimum load Requirements.



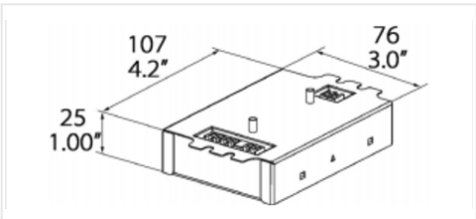
Z: 0-10V Dimmable

110-277, 50/60Hz.
Prevalent solution on commercial projects. Integrates into a variety of building management and day lighting controls. Dims down to less than 1% light output(most cases). Must meet dimmer Minimum Load Requirements. Consult dimming manufacturer for installation instructions.



L: Lutron Hi-Lume A LDE

120-277V, 50/60Hz.
For LUTRON EcoSystem drivers only. Continuous dimming to 1%
Consult dimming manufacturer for installation instructions. Requires access from above on all fixtures with a cutout below 81mm.



T: Lutron Hi-Lume A LTE

120V, 50/60Hz.
For 2-wire Forward Phase Controls. Continuous dimming to 1%
Consult dimming manufacturer for installation instructions. Requires access from above on all fixtures with a cutout below 81mm.

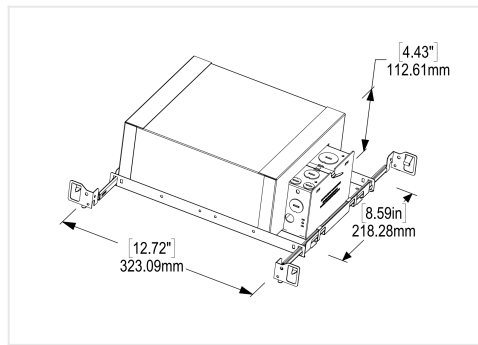
N&E: Non-Dimmable & ELV Drivers

| Measurements | LWH in mm | LWH in inches |
|---------------|------------------|-----------------------|
| 7W - 9W - 13W | 85.5 - 38 - 27.7 | 3.36" - 1.49" - 1.09" |
| 18W - 26W | 89 - 41 - 31.5 | 3.5" - 1.62" - 1.24" |
| 36W - 50W | 89 - 41 - 31.5 | 3.5" - 1.62" - 1.24" |

N&E: Non-Dimmable, ELV Drivers & 0-10V Dimmable

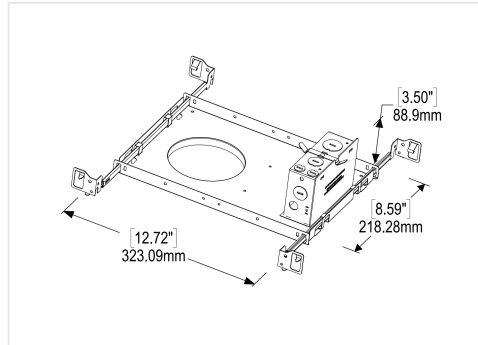
| Measurements | LWH in mm | LWH in inches |
|---------------|------------------|-----------------------|
| 7W - 9W - 13W | 85.3 - 38 - 27.7 | 3.36" - 1.49" - 1.09" |
| 18W - 26W | 89 - 41 - 31.5 | 3.5" - 1.62" - 1.24" |
| 36W - 50W | 138 - 47 - 32 | 5.43" - 1.85" - 1.25" |

Enclosures



A0: Class 1, IC

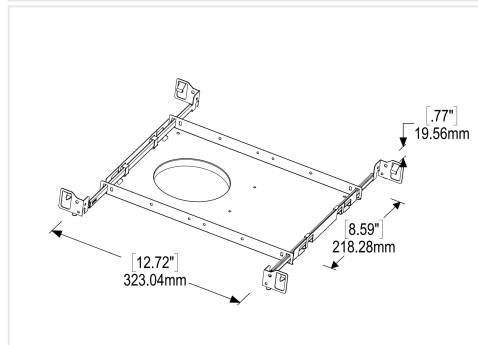
For installation in ceilings with insulation. Driver "on board".



B0: Class 1, Non-IC

For installation in ceilings with no insulation or spray foam. Driver "on board".

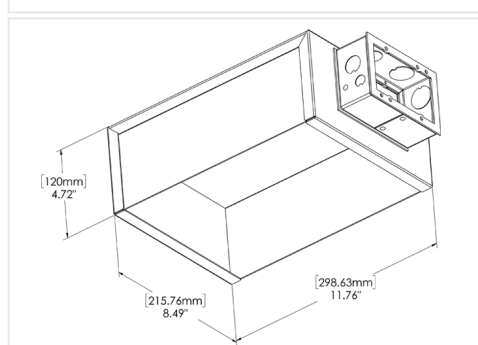
National or municipal codes must be followed regarding set back of thermal insulating material from fixture. Fixture are not designed for direct contact with thermal insulation.



D0: Class 2, Non-IC

For installation on ceiling without insulation

National or municipal codes must be followed regarding set back of thermal insulating material from fixture. Fixture are not designed for direct contact with thermal insulation. Driver must be remote.



E0: Airtight Enclosure

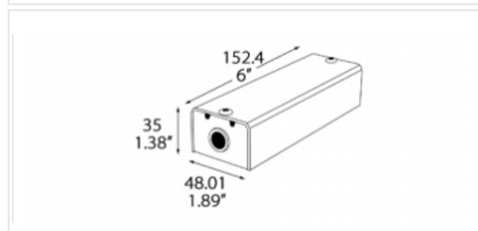
For installation where AT(Air-Tight) standards is required.

F0: Chicago Plenum

Enclosure complies with Chicago Plenum requirements.

G0: Title 24 for Residential

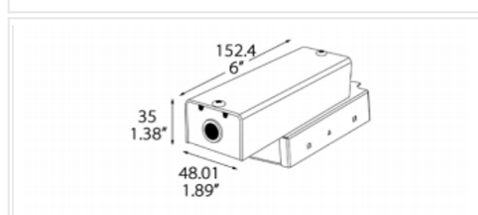
Enclosure complies with California Title 24 requirements for specific residential applications. Please consult with your local inspector



R0: Retro Fit-Enclosure

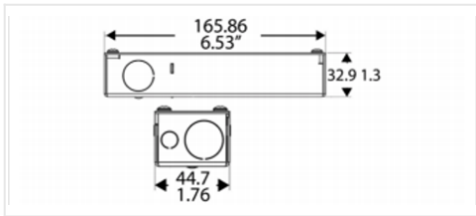
Available in assorted cutout sizes for easy installation of light fixture. For installation in plaster or t-bar ceilings.

National or municipal codes must be followed regarding set back of thermal insulating material from fixture. Fixture are not designed for direct contact with thermal insulation. 2.25" ceiling clearance will be needed to fit a retro fit box.



RL: Retro Fit-Enclosure Coupled With Lutron HI-Lume Driver

When the Retro-Fit Enclosures is paired with any Lutron Driver, the Lutron Driver will be mounted atop the Retro-Fit enclosure with the line voltage connection inside the junction box. Requires access from above on all fixtures with a cutout below 104mm.



RM: Retro-Fit Mini

Used with our 1" aperture Lunas&Albas.

National or municipal codes must be followed regarding set back of thermal insulating material from fixture. Fixture are not designed for direct contact with thermal insulation.