

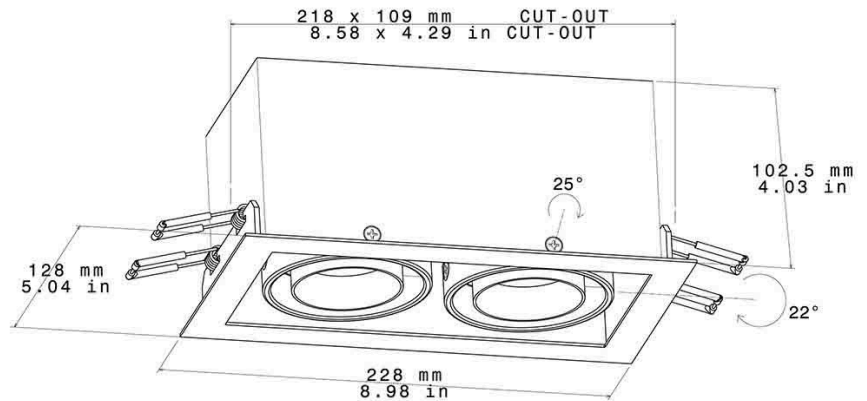


DIVA 3 RD

2 Light Sources

3" | 1191 lm / per light source
Rectangle | Adjustable 20° | Downlight

Performance Options		18W (9W x 2 lights)		26W (13W x 2 lights)	
Source Lumens		2376 lm		3126 lm	
Delivered Lumens Per Head		1786 lm (893 x 2 lights)		2382 lm (1191 x 2 lights)	
Lumens / Watt		118 lm		109 lm	
Current		500 mA		700 mA	
CRI/CCT Multiplier	2700°K	3000°K	3500°K	4000°K	
80 CRI	0.93	1.00	1.00	1.07	
95 CRI	0.69	0.75	0.81	0.87	



D2	DI3RD	—	—	—	—	—	—	—	—	—
Source	Model	Wattage	Kelvin	CRI	Beam	Lens	Color	Driver	Installation	I.P. Rating
D2	DI3RD:Diva 3 RD	18:18W (09W x2) 26:26W (13W x2)	27:2700k 30:3000k 35:3500k 40:4000k TD:Tunable White 2700K to 6500K (Daylight) TH:Tunable White 1800K to 4000K (Hospitality) RW:RGBW (Driver must be remote) WD:Warm Dim 1800K to 3000K	A:80 B:95	6:60° 3:36° 2:24° 1:10°(WD, TH, TD, and RGBW not possible with 10°)	F:Frosted P:Prismatic C:Clear S:Solite	WS:Matte White BK:Matte Black CC:Custom Color WK:White Trim / Black Splay BP:Black Pearl SN:Satin Nickel BZ:Bronze	0:No Driver N:Non-Dimmable N:Non-Dimmable () E:ELV Dimmable E:ELV Dimmable () Z:0-10V Dimmable to 1% Z:0-10V Dimmable to 1% () B:Bluetooth L:Lutron™ (Lutron EcoSystem) D:DALI X:DMX V:Constant Voltage Dimmable (Price does not include power supply)	00:No Housings (Option when product is installed in Low Voltage - Class 2) D0:Class 2, Non-IC E0:Airtight Enclosure F0:Chicago Plenum G0:Title 24 for Residential R0:Retro-Fit Enclosure RL:Retro-Fit for Lutron™ A0:Class 1, IC B0:Class 1, Non-IC	D:Dry IP 20

Optional Emergency Backup Battery can be found on Products/[Accessories](#)

Generated on **04-28-2024**

Specifications

This specification Grade LED downlight offers a wide selection of LED modules options to address design requirements in the spaces it illuminates. Many additional custom options are available; please contact manufacturer for details.

LED source

Tool-free field-replaced LED module. Propriety high performance aluminum die cast heatsink for maximum LED life.

Source

Computer-optimized reflector design. High reflected finish aluminum. Tool-free field-interchangeable reflectors and lens. 0-20°(O version), 0-40°(J version) vertical and 360° horizontal adjustment.

Body

Die-cast aluminum frame and body.

Trim

Die-cast aluminum CNC machine finished Minimal thickness. White can be field painted to match adjacent finishes.

Fixture retention

Two torsion springs hold the fixture tight to the ceiling accommodating ceiling thickness from 1/16" to 1". Special springs for thicker ceiling available on request.

Life

Rated for 50,000 hours at 70% lumen maintenance.

Label

ETL listed for US Canada. CE labeled. CCC label available on request.

Warranty

5 years limited warranty.

Wet location

(if option is available and selected on page 1) Sealed lens and integral silicon gasket behind the trim.

Dimming compatibility

Zaniboni fixture are compatible with all major dimming protocol in the industry. Please refer to zanibonilighting.com for general compatibility and wiring diagrams. Zaniboni recommends testing your unique dimming configuration as the exact full configuration (Dimmer, drivers, fixture quantities, voltage) may affect dimming performance. This fixture requires two drivers.



N: Non-Dimmable

110-277V, 50/60Hz.

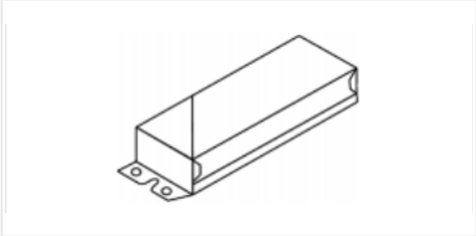
Economic solution for ON-OFF applications not requiring dimming.



E: ELV Dimmable

110-277V, 50/60Hz.

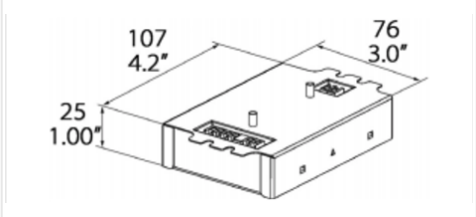
For ELV(Electronic Low Voltage) dimmers. Best for new construction application. Dims down to less than 10% light output(most cases). Consult dimming manufacturer for installation instructions. Must meet dimmer Minimum load Requirements.



Z: 0-10V Dimmable

110-277, 50/60Hz.

Prevalent solution on commercial projects. Integrates into a variety of building management and day lighting controls. Dims down to less than 1% light output(most cases). Must meet dimmer Minimum Load Requirements. Consult dimming manufacturer for installation instructions.

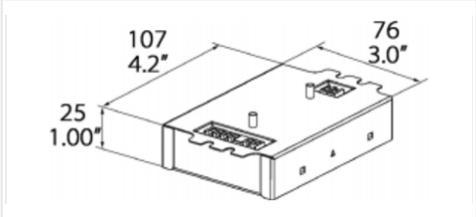


L: Lutron Hi-Lume A LDE

120-277V, 50/60Hz.

For LUTRON EcoSystem drivers only. Continuous dimming to 1%

Consult dimming manufacturer for installation instructions. Requires access from above on all fixtures with a cutout below 81mm.



T: Lutron Hi-Lume A LTE

120V, 50/60Hz.

For 2-wire Forward Phase Controls. Continuous dimming to 1%

Consult dimming manufacturer for installation instructions. Requires access from above on all fixtures with a cutout below 81mm.

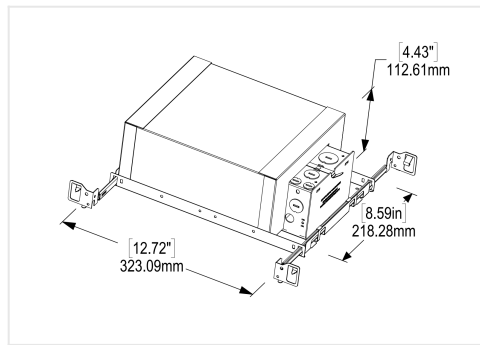
N&E: Non-Dimmable & ELV Drivers

Measurements	LWH in mm	LWH in inches
7W - 9W - 13W	85.5 - 38 - 27.7	3.36" - 1.49" - 1.09"
18W - 26W	89 - 41 - 31.5	3.5" - 1.62" - 1.24"
36W - 50W	89 - 41 - 31.5	3.5" - 1.62" - 1.24"

N&E: Non-Dimmable, ELV Drivers & 0-10V Dimmable

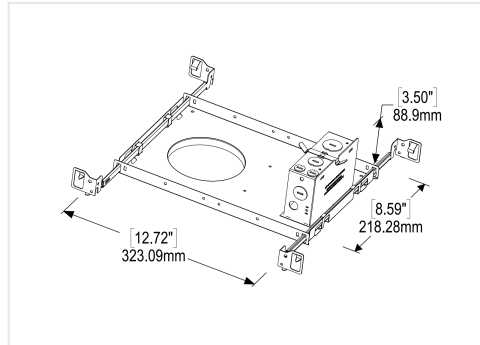
Measurements	LWH in mm	LWH in inches
7W - 9W - 13W	85.3 - 38 - 27.7	3.36" - 1.49" - 1.09"
18W - 26W	89 - 41 - 31.5	3.5" - 1.62" - 1.24"
36W - 50W	138 - 47 - 32	5.43" - 1.85" - 1.25"

Enclosures



A0: Class 1, IC

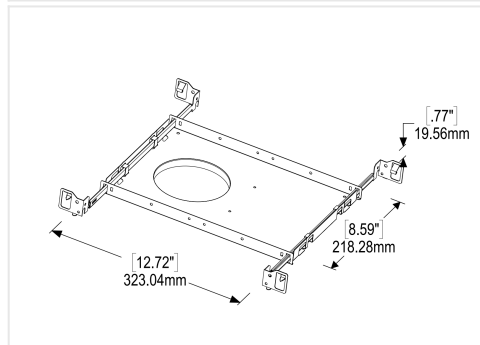
For installation in ceilings with insulation. Driver "on board".



B0: Class 1, Non-IC

For installation in ceilings with no insulation or spray foam. Driver "on board".

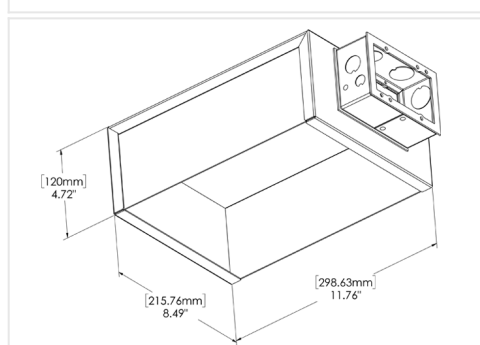
National or municipal codes must be followed regarding set back of thermal insulating material from fixture. Fixture are not designed for direct contact with thermal insulation.



D0: Class 2, Non-IC

For installation on ceiling without insulation

National or municipal codes must be followed regarding set back of thermal insulating material from fixture. Fixture are not designed for direct contact with thermal insulation. Driver must be remote.



E0: Airtight Enclosure

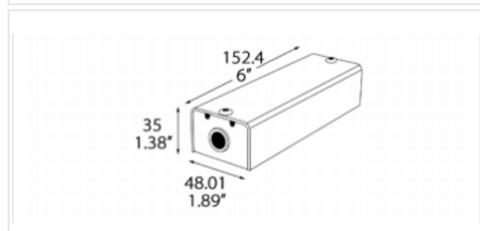
For installation where AT(Air-Tight) standards is required.

F0: Chicago Plenum

Enclosure complies with Chicago Plenum requirements.

G0: Title 24 for Residential

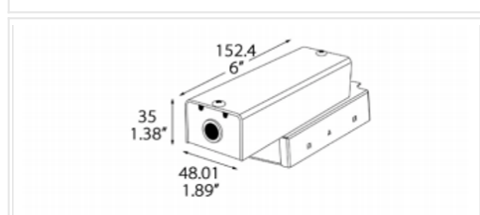
Enclosure complies with California Title 24 requirements for specific residential applications. Please consult with your local inspector



R0: Retro Fit-Enclosure

Available in assorted cutout sizes for easy installation of light fixture. For installation in plaster or t-bar ceilings.

National or municipal codes must be followed regarding set back of thermal insulating material from fixture. Fixture are not designed for direct contact with thermal insulation. 2.25" ceiling clearance will be needed to fit a retro fit box.



RL: Retro Fit-Enclosure Coupled With Lutron HI-Lume Driver

When the Retro-Fit Enclosures is paired with any Lutron Driver, the Lutron Driver will be mounted atop the Retro-Fit enclosure with the line voltage connection inside the junction box. Requires access from above on all fixtures with a cutout below 104mm.