
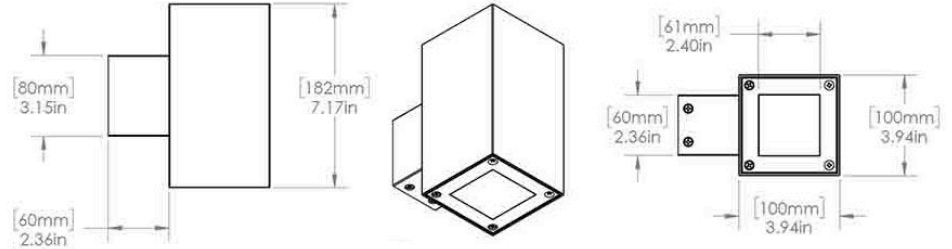


Project	
Type	
Contact	



KAILA 3S SS



1 Light Sources	
3" 1191 lm / per light source	
Rectangle Fixed Wall Light	

Performance Options	13W	18W		
Source Lumens	1563 lm	2032 lm		
Delivered Lumens	893 lm	1191 lm		
Lumens / Watt	82 lm	74 lm		
Current	350 mA	500 mA		
CRI/CCT Multiplier	2700°K	3000°K	3500°K	4000°K
80 CRI	0.93	1.00	1.00	1.07
95 CRI	0.69	0.75	0.81	0.87

Source	Model	Wattage	Kelvin	CRI	Beam	Lens	Color	Driver	Installation	I.P. Rating
D2	KAI3SSS	—	—	—	—	—	—	—	—	—
D2	KAI3SSS:Kaila 3S SS	13:13W 18:18W	27:2700k 30:3000k 35:3500k 40:4000k WD:Warm Dim 1800K to 3000K (Not possible with 18W) RW:RGBW TD:Tunable White 2700K to 6500K (Daylight) TH:Tunable White 1800K to 4000K (Hospitality)	A:80 B:95	6:60° 3:36° 2:24° 1:10°(WD, TH, TD, and RGBW not possible with 10°)	F:Frosted X:Hex Louver + Solite L:Cross Louver + Solite P:Prismatic S:Solite C:Clear	SS:Marine Grade Stainless Steel WS:Matte White BK:Matte Black CC:Custom Color	0:No Housings N:Non-Dimmable E:ELV Dimmable Z:0-10V Dimmable to 1% B:Bluetooth D:DALI X:DMX V:Constant Voltage Dimmable (Price does not include power supply)	00:No Housings (Option when product is installed in Low Voltage - Class 2) R0:Retro-Fit Enclosure RL:Retro-Fit for Lutron™ M0:jbox Cover	W:Wet IP 65

Optional Emergency Backup Battery can be found on Products/[Accessories](#)

Generated on 04-29-2024

Specifications

This specification Grade LED downlight offers a wide selection of LED modules options to address design requirements in the spaces it illuminates. Many additional custom options are available; please contact manufacturer for details.

LED source

Tool-free field-replaced LED module. Proprietary high performance aluminum die cast heatsink for maximum LED life.

Source

Computer-optimized reflector design. High reflected finish aluminum. Tool-free field-interchangeable reflectors and lens. 0-20°(O version), 0-40°(J version) vertical and 360° horizontal adjustment.

Body

316L Stainless Steel.

Trim

316L Stainless Steel.

Fixture retention

Fixture retention: Wall mounted with included bracket.

Life

Rated for 50,000 hours at 70% lumen maintenance.

Label

ETL listed for US Canada. CE labeled. CCC label available on request.

Warranty

5 years limited warranty.

Wet location


(if option is available and selected on page 1) Sealed lens and integral silicon gasket behind the trim.

Important

Driver doesn't fit on-board. Driver must be remote.

Dimming compatibility

Zaniboni fixture are compatible with all major dimming protocol in the industry. Please refer to zanibonilighting.com for general compatibility and wiring diagrams. Zaniboni recommends testing your unique dimming configuration as the exact full configuration (Dimmer, drivers, fixture quantities, voltage) may affect dimming performance.



N: Non-Dimmable

110-277V, 50/60Hz.

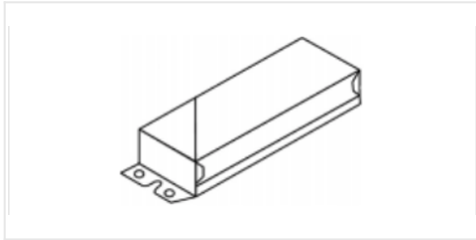
Economic solution for ON-OFF applications not requiring dimming.



E: ELV Dimmable

110-277V, 50/60Hz.

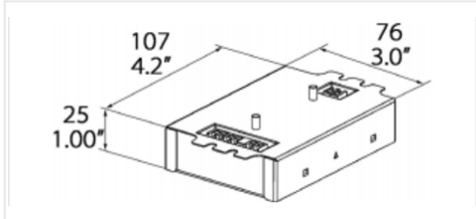
For ELV(Electronic Low Voltage) dimmers. Best for new construction application. Dims down to less than 10% light output(most cases). Consult dimming manufacturer for installation instructions. Must meet dimmer Minimum load Requirements.



Z: 0-10V Dimmable

110-277, 50/60Hz.

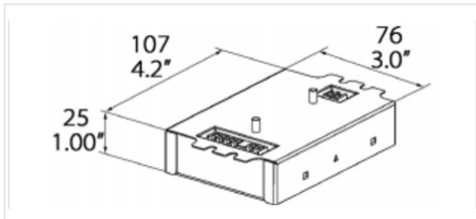
Prevalent solution on commercial projects. Integrates into a variety of building management and day lighting controls. Dims down to less than 1% light output(most cases). Must meet dimmer Minimum Load Requirements. Consult dimming manufacturer for installation instructions.



L: Lutron Hi-Lume A LDE

120-277V, 50/60Hz.

For LUTRON EcoSystem drivers only. Continuous dimming to 1% Consult dimming manufacturer for installation instructions. Requires access from above on all fixtures with a cutout below 81mm.



T: Lutron Hi-Lume A LTE

120V, 50/60Hz.

For 2-wire Forward Phase Controls. Continuous dimming to 1% Consult dimming manufacturer for installation instructions. Requires access from above on all fixtures with a cutout below 81mm.

N&E: Non-Dimmable & ELV Drivers

Measurements	LWH in mm	LWH in inches
7W - 9W - 13W	85.5 - 38 - 27.7	3.36" - 1.49" - 1.09"
18W - 26W	89 - 41 - 31.5	3.5" - 1.62" - 1.24"
36W - 50W	89 - 41 - 31.5	3.5" - 1.62" - 1.24"

N&E: Non-Dimmable, ELV Drivers & 0-10V Dimmable

Measurements	LWH in mm	LWH in inches
7W - 9W - 13W	85.3 - 38 - 27.7	3.36" - 1.49" - 1.09"
18W - 26W	89 - 41 - 31.5	3.5" - 1.62" - 1.24"
36W - 50W	138 - 47 - 32	5.43" - 1.85" - 1.25"